

81

81 Heavy Duty Casters

CAPACITY TO 2000



Premium Quality



Environmentally Friendly

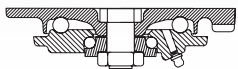


The 81 Series is drop forged and recommended for heavy manual moved loads or for medium duty power drawn equipment. Consult factory for all power drawn applications.

TYPICAL APPLICATIONS

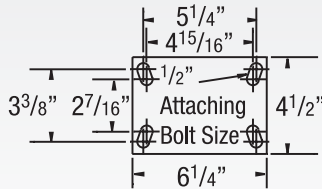
- Conveyor-drawn tow-trucks
- Heavy duty bakery racks
- Production dollies
- Heavy duty dough troughs

SWIVEL CROSS SECTION



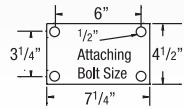
MOUNTING OPTIONS

Standard Plate

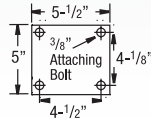


Special Order Plates

Optional W Plate



Optional D Plate



FEATURES

- **Top Plate:** Rugged AISI 1045 Drop forged steel for maximum strength
- **Swivel Section:** Double ball bearing coined "deep-groove" load and machined component thrust raceways
- **Legs:** 3/8" steel, engineered to increase strength and welded construction
- **King Bolt:** 3/4" diameter heat treated bolt and nut for enhanced load capacity
- **Axle:** 3/4" diameter, hollow, with lock nut
- **Lubrication:** Zerk fitting in swivel section and in recessed head of hollow axle
- Alternate or custom caster configurations available

RIG OPTIONS

- Neoprene **Sealed swivel** section specify **NS81**
- **Tapered thrust bearing** option available for special order. Consult factory

BRAKE OPTIONS

To order, add brake code below to end of model. Example: 81PY06401SP


Poly Cam specify **P**



Single Side specify **SSB81**. **Double Sided** specify **DSB81**



BEARING OPTIONS



Straight Roller (01)

Tapered Roller (09)

Precision Ball (28)

Face Contact specify **F**



Wrap Around specify **WB81**

TOE GUARD



Specify **TOE** for caster integrated toe guard. Standard model

toe guards are 1/2" from the floor. Consult factory for field installable options.

Face specify **FBB**



Welded Swivel Lock specify **L**

Hand Operated Detachable Swivel Lock order **SL81000** separately



+ For swivel models add "S", for rigid model add "R" to end of base caster number.

Wheel Diameter (Inches)	Tread Width (Inches)	Capacity (Lbs) (Based on manual operation)	Overall Height (Inches)	Swivel Lead (Inches)	Approx. Wt. (Lbs)	Base Caster Number+
-------------------------	----------------------	---	-------------------------	----------------------	-------------------	---------------------

Moldon Rubber on Cast Iron (01 Roller Bearing)

MR	Wheel Diameter (Inches)	Tread Width (Inches)	Capacity (Lbs)	Overall Height (Inches)	Swivel Lead (Inches)	Approx. Wt. (Lbs)	Base Caster Number+
	6	2 1/2	700	7 5/8	3	20 1/2	81MR06401
	6	3	750	7 5/8	3	21 3/4	81MR06501
	8	2 1/2	850	10 1/8	3	20 1/4	81MR08401
	8	3	900	10 1/8	3	22 1/4	81MR08501
	10	2 1/2	950	11 1/2	3 1/2	24 1/2	81MR10401
	10	3	1000	11 1/2	3 1/2	25 1/4	81MR10501
	12	3	1200	13 1/2	3	30 3/4	81MR12501

Polyurethane on Aluminum (01 Roller Bearing)

PA/PD	Wheel Diameter (Inches)	Tread Width (Inches)	Capacity (Lbs)	Overall Height (Inches)	Swivel Lead (Inches)	Approx. Wt. (Lbs)	Base Caster Number+
	4	3 1/4	1200	5 1/2	2	15	81PA04501
	8	2 1/2	2000	10 1/8	2 1/4	20 1/4	81PD08401
	8	3	2000	10 1/8	2 1/4	20 1/4	81PD08501
	10	2 1/2	2000	11 1/2	2 1/2	24 1/2	81PD10401
	10	3	2000	11 1/2	2 1/2	24 1/2	81PD10501
	12	3	2000	13 1/2	3		81PD12501

+ For swivel models add "S", for rigid model add "R" to end of base caster number.

Wheel Diameter (Inches)	Tread Width (Inches)	Capacity (Lbs) (Based on manual operation)	Overall Height (Inches)	Swivel Lead (Inches)	Approx. Wt. (Lbs)	Base Caster Number+
-------------------------	----------------------	---	-------------------------	----------------------	-------------------	---------------------

Polyurethane on Cast Iron (01 Roller Bearing)

PY	Wheel Diameter (Inches)	Tread Width (Inches)	Capacity (Lbs)	Overall Height (Inches)	Swivel Lead (Inches)	Approx. Wt. (Lbs)	Base Caster Number+
	3 1/4	3 1/4	850	5 1/8	2	12	81PY03501
	5	2 1/2	1300	6 1/2	2 1/4	15	81PY05401
	6	2 1/2	1600	7 5/8	1 1/2	20 1/2	81PY06401
	6	3	2000	7 5/8	1 1/2	26	81PY06501
	8	2 1/2	2000	10 1/8	2 1/4	22 1/2	81PY08401
	8	3	2000	10 1/8	2 1/4	22 1/4	81PY08501
	10	3	2000	11 1/2	2 1/2	31	81PY10501
	12	2 1/2	2000	13 1/2	3	31 1/2	81PY12401
	12	3	2000	13 1/2	3	40	81PY12501

Continue on next page >>

+ For swivel models add "S", for rigid model add "R" to end of base caster number.

Wheel Diameter (Inches)	Tread Width (Inches)	Capacity (Lbs) (Rigid or normal operation)	Overall Height (Inches)	Swivel Lead (Inches)	Approx. Wk. (Lbs)	Base Caster Number+

Polyurethane on Cast Iron (01 Roller Bearing)								
	PY 80A	3 1/4	3 1/4	680	5 1/8	2	12	81PY0350180A
		5	2 1/2	1050	6 1/2	2 1/4	15	81PY0540180A
		6	2 1/2	1300	7 5/8	1 1/2	20 1/2	81PY0640180A
		6	3	1600	7 5/8	1 1/2	26	81PY0650180A
		8	2 1/2	1600	10 1/8	2 1/4	22 1/2	81PY0840180A
		8	3	2000	10 1/8	2 1/4	22 1/4	81PY0850180A
		10	3	2000	11 1/2	2 1/2	31	81PY1050180A
		12	2 1/2	2000	13 1/2	3	31 1/2	81PY1240180A
		12	3	2000	13 1/2	3	40	81PY1250180A

To Specify Rigid or Swivel, insert "R" or "S" before "80A".
Example: 81PY08228R80A.

Polyurethane on Iron (01 Roller Bearing)								
	PI	6	2 1/2	1600	7 5/8	1 1/2	20 1/2	81PI06401
		6	3	2000	7 5/8	1 1/2	26	81PI06501
		8	2 1/2	2000	10 1/8	2 1/4	22 1/2	81PI08401
		8	3	2000	10 1/8	2 1/4	22 1/4	81PI08501
		10	3	2000	11 1/2	2 1/2	31	81PI10501
		12	2 1/2	2000	13 1/2	3	31 1/2	81PI12401
	12	3	2000	13 1/2	3	40	81PI12501	

Thick Tread Polyurethane (01 Roller Bearing)								
	PX	6	3	2000	7 5/8	1 1/2	26	81PX06501
		8	3	2000	10 1/8	2 1/4	22 1/4	81PX08501
		10	3	2000	11 1/2	2 1/2	31	81PX10501
		12	3	2000	13 1/2	3	40	81PX12501

Vulkollan on Cast Iron (09 Tapered Roller Bearing)*								
	VY	6	2 1/2	2000	7 5/8	1 1/2	20 1/2	81VY06409
		6	3	2000	7 5/8	1 1/2	26	81VY06509
		8	2 1/2	2000	10 1/8	2 1/4	22 1/2	81VY08409
		8	3	2000	10 1/8	2 1/4	22 1/4	81VY08509
		10	3	2000	11 1/2	2 1/2	31	81VY10509

*Roller (01) and Precision Ball (28) Bearings available.
Change "09" to other bearing code. Roller example: 81VY06501.

Vulkollan Thick Tread Polyurethane (09 Tapered Roller Bearing)*								
	VX	6	3	2000	7 5/8	1 1/2	26	81VX06509
		8	3	2000	10 1/8	2 1/4	22 1/4	81VX08509
		10	3	2000	11 1/2	2 1/2	31	81VX10509

*Roller (01) and Precision Ball (28) Bearings available.
Change "09" to other bearing code. Roller example: 81VX06501.

X-treme Plus Solid Polyurethane (01 Roller Bearing)*								
	XP	8	2 1/2	2000	10 1/8	2 1/4	22 1/2	81XP08401
		8	3	2000	10 1/8	2 1/4	22 1/4	81XP08501
		10	2 1/2	2000	11 1/2	2 1/2	24 1/2	81XP10401
		10	3	2000	11 1/2	2 1/2	31	81XP10501

*Precision Ball (28) Bearings available.
Change "01" to other bearing code. Example: 81XP08428.

Phenolic (01 Roller Bearing)								
	TM	6	2 1/2	1600	7 5/8	1 1/2	14 1/4	81TM06401
		6	3	2000	7 5/8	1 1/2	14 3/4	81TM06501
		8	2 1/2	2000	10 1/8	2 1/4	16 3/4	81TM08401
		8	3	2000	10 1/8	2 1/4	17 3/4	81TM08501
		10	3	2000	11 1/2	2 1/2	20 1/2	81TM10501
		12	3	2000	13 1/2	3	22 1/2	81TM12501

+ For swivel models add "S", for rigid model add "R" to end of base caster number.

Wheel Diameter (Inches)	Tread Width (Inches)	Capacity (Lbs) (Rigid or normal operation)	Overall Height (Inches)	Swivel Lead (Inches)	Approx. Wk. (Lbs)	Base Caster Number+

Trionix™ High Impact Polymer (28 Precision Ball Bearing)								
	NX	6	2 1/2	2000	7 5/8	1 1/2	15	81NX06428
		6	3	2000	7 5/8	1 1/2	16	81NX06528
		8	2 1/2	2000	10 1/8	2 1/4	17	81NX08428
		8	3	2000	10 1/8	2 1/4	18	81NX08528
		10	2 1/2	2000	11 1/2	3 1/2	19 3/4	81NX10428
		10	3	2000	11 1/2	2 1/2	21	81NX10528

Cast Iron (01 Roller Bearing)								
	CA	4	3	2000	5 1/2	2	17 3/4	81CA04501
		5	2 1/2	2000	6 1/2	2 1/4	19 1/2	81CA05401
		6	2 1/2	2000	7 5/8	1 1/2	20 1/4	81CA06401
		8	3	2000	10 1/8	2 1/4	26 1/2	81CA08501
		10	3	2000	11 1/2	2 1/2	27 1/2	81CA10501

Drop Forged Steel (01 Roller Bearing)								
	FS	6	2 1/2	2000	7 5/8	1 1/2	21 3/4	81FS06401
		8	3	2000	10 1/8	2 1/4	26 1/2	81FS08501

V-Grooved Cast Iron (01 Roller Bearing)								
	VG	6	2 1/2	2000	7 5/8	1 1/2	20 1/4	81VG06401
		8	3	2000	10 1/8	2 1/4	26 1/2	81VG08501
		10	3	2000	11 1/2	2 1/2	27 1/2	81VG10501

Ductile Iron Crowned Tread (01 Roller Bearing)*								
	FR, FM	6	2 1/2	2000	7 5/8	1 1/2	20 1/4	81FR06401
		8	3	2000	10 1/8	2 1/4	26 1/2	81FR08501
		10	3	2000	11 1/2	2 1/2	27 1/2	81FR10501

*Tapered Roller (09) and Precision Ball (28) bearings available.
Tapered Roller example: 81FR06409.
Ductile Iron Flat Tread (FM) and V-Groove (VM) models available.
Change FR wheel code to FM or VM. Example: 81FM06401.