

94

94 TRL Super Duty Casters (Tapered Thrust Swivel Section) CAPACITY TO 10000

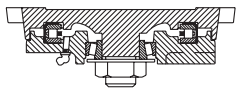


This caster has a precision roller bearing load and thrust swivel section (thrust swivel section = "TRL") and is precision machined to provide long life with greater capacity for that very rugged application. Made from AISI 1045 drop forged steel.

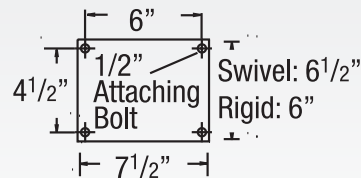
TYPICAL APPLICATIONS

- Die carts
- Towed trailers
- Automotive plants
- Aerospace industry
- Work stations
- Steel mills
- Aircraft maintenance
- Gantries

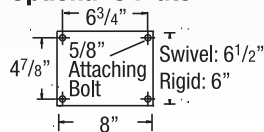
SWIVEL CROSS SECTION



MOUNTING OPTIONS Standard Plate



Special Order Plate Optional C Plate



+ For Rigid models change "STRL" to "RTRL" to end of base caster number.

Moldon Rubber on Cast Iron (09 Tapered Roller Bearing)

MR	Wheel Diameter (Inches)	Tread Width (Inches)	Capacity (Lbs) (Rigid or manual operation)	Overall Height (Inches)	Swivel Lead (Inches)	Approx. Wt. (Lbs)	Caster Number+
	8	3	900	10 ¹ / ₂	2 ¹ / ₂	36 ³ / ₄	94MR08509STRL
	10	3	1000	12 ¹ / ₂	2 ¹ / ₂	39 ³ / ₄	94MR10509STRL
	10	4	1400	12 ¹ / ₂	2 ¹ / ₂	50 ³ / ₄	94MR10709STRL
	12	3 ¹ / ₂	1500	15 ¹ / ₂	2 ¹ / ₂	55 ³ / ₄	94MR12609STRL
	12	4	1600	15 ¹ / ₂	2 ¹ / ₂	63 ¹ / ₄	94MR12709STRL

Heavy Duty Moldon Rubber on Cast Iron (09 Tapered Bearing)

MH	Wheel Diameter (Inches)	Tread Width (Inches)	Capacity (Lbs) (Rigid or manual operation)	Overall Height (Inches)	Swivel Lead (Inches)	Approx. Wt. (Lbs)	Caster Number+
	10	3	1800	12 ¹ / ₂	2 ¹ / ₂	39 ³ / ₄	94MH10509STRL



Premium Quality



Towing[^]



Environmentally Friendly

FEATURES

- **Top Plate and Yoke Base:** 1/2" thick AISI 1045 drop forged steel
- **Swivel Load Race:** Precision tapered roller bearing which has 5" outside diameter for increased capacity
- **Thrust Bearing:** 1-1/4" tapered roller bearing
- **Legs:** 3/8" formed steel plate welded inside and outside for additional strength
- **King Bolt:** 1-1/4" diameter integrally forged with top plate for maximum strength
- **Axle:** 1" solid axle with lock nut
- **Lubrication:** Zerk fitting in yoke base and wheel hubs for ease of lubrication
- Alternate or custom caster configurations available

RIG OPTIONS

- Spring-loaded, dual wheel models available, consult factory
- **Sealed swivel section** specify **NS94**

BRAKE OPTIONS

To order, add brake code below to end of model. Example: 94PY06509STRLP

Poly Cam
specify **P**




Single Side specify **SSB94**. **Double Sided** specify **DSB94**

Face Contact
specify **F**



BEARING OPTIONS



Wrap Around
specify **WB94**

Hand operated field installable **Swivel Lock** order **SL940000** separately (Yokes must be notched)



Welded Swivel Lock
specify **L**

+ For Rigid models change "STRL" to "RTRL" to end of base caster number.

Polyurethane on Cast Iron (09 Tapered Roller Bearing)

PY	Wheel Diameter (Inches)	Tread Width (Inches)	Capacity (Lbs) (Rigid or manual operation)	Overall Height (Inches)	Swivel Lead (Inches)	Approx. Wt. (Lbs)	Caster Number+
	6	3	2000	8 ¹ / ₂	2 ¹ / ₂	37 ¹ / ₄	94PY06509STRL
	8	3	2500	10 ¹ / ₂	2 ¹ / ₂	41	94PY08509STRL
	8	4	3800	10 ¹ / ₂	2 ¹ / ₂	48	94PY08709STRL
	10	3	3000	12 ¹ / ₂	2 ¹ / ₂	45 ¹ / ₂	94PY10509STRL
	10	4	4200	12 ¹ / ₂	2 ¹ / ₂	55	94PY10709STRL
	12	3 ¹ / ₂	4110	15 ¹ / ₂	2 ¹ / ₂	57 ¹ / ₂	94PY12609STRL
	12	4	4800	15 ¹ / ₂	2 ¹ / ₂	60	94PY12709STRL

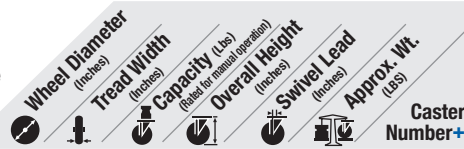
Polyurethane on Cast Iron (09 Tapered Roller Bearing)

PY 80A	Wheel Diameter (Inches)	Tread Width (Inches)	Capacity (Lbs) (Rigid or manual operation)	Overall Height (Inches)	Swivel Lead (Inches)	Approx. Wt. (Lbs)	Caster Number+
	6	3	1600	8 ¹ / ₂	2 ¹ / ₂	37 ¹ / ₄	94PY06509STRL80A
	8	3	2000	10 ¹ / ₂	2 ¹ / ₂	41	94PY08509STRL80A
	8	4	3000	10 ¹ / ₂	2 ¹ / ₂	48	94PY08709STRL80A
	10	3	2400	12 ¹ / ₂	2 ¹ / ₂	45 ¹ / ₂	94PY10509STRL80A
	10	4	3550	12 ¹ / ₂	2 ¹ / ₂	55	94PY10709STRL80A
	12	3 ¹ / ₂	2160	15 ¹ / ₂	2 ¹ / ₂	57 ¹ / ₂	94PY12609STRL80A
	12	4	3840	15 ¹ / ₂	2 ¹ / ₂	60	94PY12709STRL80A

To Specify Rigid or Swivel, insert "R" or "S" before "80A".
Ex: 94PY06509STRLR80A.

Continue on next page >>

+ For Rigid models change "STRL" to "RTRL" to end of base caster number.



Polyurethane on Cast Iron (09 Tapered Roller Bearing)*

PI	Wheel Diameter (inches)	Tread Width (inches)	Capacity (lbs) (rated for manual operation)	Overall Height (inches)	Swivel Lead (inches)	Approx. Wt. (lbs)	Caster Number+
	6	2 1/2	1600	8 1/2	2 1/2	34	94PI06409STRL
	6	3	2000	8 1/2	2 1/2	35 1/2	94PI06509STRL
	8	2 1/2	2000	10 1/2	2 1/2	34 1/2	94PI08409STRL
	8	3	2500	10 1/2	2 1/2	35 1/2	94PI08509STRL
	10	2 1/2	2200	12 1/2	2 1/2	41	94PI10409STRL
	10	3	3000	12 1/2	2 1/2	42 1/2	94PI10509STRL
	12	2 1/2	2500	15 1/2	2 1/2	51 1/2	94PI12409STRL
	12	3	3500	15 1/2	2 1/2	53	94PI12509STRL

*Roller (01) bearings available. Change "01" to other bearing code. Example: 94PI06401STRL.

Polyurethane on Aluminum (09 Tapered Roller Bearing)*

PD	Wheel Diameter (inches)	Tread Width (inches)	Capacity (lbs) (rated for manual operation)	Overall Height (inches)	Swivel Lead (inches)	Approx. Wt. (lbs)	Caster Number+
	8	3	2520	10 1/2	2 1/2	41	94PD08509STRL
	10	3	3000	12 1/2	2 1/2	45 1/2	94PD10509STRL

*Roller (01) bearings available. Change "09" to other bearing code. Roller example: 94PD08501STRL.

Thick Tread Polyurethane (09 Tapered Roller Bearing)

PX	Wheel Diameter (inches)	Tread Width (inches)	Capacity (lbs) (rated for manual operation)	Overall Height (inches)	Swivel Lead (inches)	Approx. Wt. (lbs)	Caster Number+
	6	3	2250	8 1/2	2 1/2	37 1/4	94PX06509STRL
	8	3	2780	10 1/2	2 1/2	41 1/2	94PX08509STRL
	8	4	3850	10 1/2	2 1/2	48	94PX08709STRL
	10	3	3300	12 1/2	2 1/2	46	94PX10509STRL
	10	4	4620	12 1/2	2 1/2	55	94PX10709STRL
	12	4	5280	15 1/2	2 1/2	60	94PX12709STRL

Vulkollan on Cast Iron (09 Tapered Roller Bearing)*

VY	Wheel Diameter (inches)	Tread Width (inches)	Capacity (lbs) (rated for manual operation)	Overall Height (inches)	Swivel Lead (inches)	Approx. Wt. (lbs)	Caster Number+
	6	3	3000	8 1/2	2 1/2	37 1/4	94VY06509STRL
	8	3	4000	10 1/2	2 1/2	41	94VY08509STRL
	10	3	5000	12 1/2	2 1/2	45 1/2	94VY10509STRL

*Roller (01) and Precision Ball (28) bearings available. Change "01" to other bearing code. Precision example: 94VY06528STRL.

Thick Tread Vulkollan (09 Tapered Roller Bearing)*

VX	Wheel Diameter (inches)	Tread Width (inches)	Capacity (lbs) (rated for manual operation)	Overall Height (inches)	Swivel Lead (inches)	Approx. Wt. (lbs)	Caster Number+
	6	3	3000	8 1/2	2 1/2	37 1/4	94VX06509STRL
	8	3	4000	10 1/2	2 1/2	41 1/2	94VX08509STRL
	10	3	5000	12 1/2	2 1/2	46	94VX10509STRL

*Roller (01) and Precision Ball (28) bearings available. Change "09" to other bearing code. Precision Ball bearing example: 94VX06528STRL.

Trionix™ High Impact Polymer (28 Precision Ball Bearing)

NX	Wheel Diameter (inches)	Tread Width (inches)	Capacity (lbs) (rated for manual operation)	Overall Height (inches)	Swivel Lead (inches)	Approx. Wt. (lbs)	Caster Number+
	6	2 1/2	7100	8 1/2	2 1/2	36	94NX06428STRL
	6	3	7100	8 1/2	2 1/2	37 1/4	94NX06528STRL
	8	3	7100	10 1/2	2 1/2	41	94NX08528STRL
	10	3	7100	12 1/2	2 1/2	45 1/2	94NX10528STRL

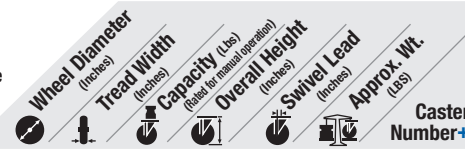
Phenolic (09 Tapered Roller Bearing)

TM	Wheel Diameter (inches)	Tread Width (inches)	Capacity (lbs) (rated for manual operation)	Overall Height (inches)	Swivel Lead (inches)	Approx. Wt. (lbs)	Caster Number+
	6	2 1/2	2000	8 1/2	2 1/2	32 1/4	94TM06409STRL
	8	3	2500	10 1/2	2 1/2	38	94TM08509STRL
	10	3	2900	12 1/2	2 1/2	49	94TM10509STRL
	12	3 1/2	4000	15 1/2	2 1/2	49 3/4	94TM12609STRL
	12	4	8000	15 1/2	2 1/2	52 1/4	94TM12709STRL

Laminated Phenolic (09 Tapered Roller Bearing)

TL	Wheel Diameter (inches)	Tread Width (inches)	Capacity (lbs) (rated for manual operation)	Overall Height (inches)	Swivel Lead (inches)	Approx. Wt. (lbs)	Caster Number+
	6	3	2000	8 1/2	2 1/2	29 1/2	94TL06509STRL
	8	3	2500	10 1/2	2 1/2	32 1/4	94TL08509STRL
	10	3	3000	12 1/2	2 1/2	46	94TL10509STRL
	12	3 1/2	4000	15 1/2	2 1/2	49 3/4	94TL12609STRL

+ For Rigid models change "STRL" to "RTRL" to end of base caster number.



Cast Iron (09 Tapered Roller Bearing)

CA	Wheel Diameter (inches)	Tread Width (inches)	Capacity (lbs) (rated for manual operation)	Overall Height (inches)	Swivel Lead (inches)	Approx. Wt. (lbs)	Caster Number+
	6	3	2800	8 1/2	2 1/2	38 1/2	94CA06509STRL
	8	3	2800	10 1/2	2 1/2	38 1/2	94CA08509STRL
	8	4	6000	10 1/2	2 1/2	52 1/2	94CA08709STRL
	10	3	2800	12 1/2	2 1/2	43 1/2	94CA10509STRL
	12	3	2800	15 1/2	2 1/2	49 1/2	94CA12509STRL

Drop Forged Steel (01 Roller or 09 Tapered Roller Bearing)

FS	Wheel Diameter (inches)	Tread Width (inches)	Capacity (lbs) (rated for manual operation)	Overall Height (inches)	Swivel Lead (inches)	Approx. Wt. (lbs)	Caster Number+
	6	2 1/2	4000	8 1/2	2 1/2	37	94FS06401STRL
	6	2 1/2	5000	8 1/2	2 1/2	37	94FS06409STRL
	6	3	6000	8 1/2	2 1/2	45	94FS06501STRL
	6	3	10000	8 1/2	2 1/2	45	94FS06509STRL
	8	3	4500	10 1/2	2 1/2	44	94FS08501STRL
	8	3	5500	10 1/2	2 1/2	44	94FS08509STRL
	8	4	8350	10 1/2	2 1/2	47	94FS08701STRL
	8	4	10000	10 1/2	2 1/2	47	94FS08709STRL
	10	3	5000	12 1/2	2 1/2	53 3/4	94FS10501STRL
	10	3	6000	12 1/2	2 1/2	53 3/4	94FS10509STRL
	10	4	8350	12 1/2	2 1/2	73 1/2	94FS10701STRL
	10	4	10000	12 1/2	2 1/2	73 1/2	94FS10709STRL

V-Grooved Cast Iron (09 Tapered Roller Bearing)

VL	Wheel Diameter (inches)	Tread Width (inches)	Capacity (lbs) (rated for manual operation)	Overall Height (inches)	Swivel Lead (inches)	Approx. Wt. (lbs)	Caster Number+
	8	3	4000	10 1/2	2 1/2	42 3/4	94VL08509STRL
	10	3	4000	12 1/2	2 1/2	35 3/4	94VL10509STRL

V-Grooved Drop Forged Steel (01 Roller or 09 Tapered Roller)

VF	Wheel Diameter (inches)	Tread Width (inches)	Capacity (lbs) (rated for manual operation)	Overall Height (inches)	Swivel Lead (inches)	Approx. Wt. (lbs)	Caster Number+
	6	3	6000	8 1/2	2 1/2	45	94VF06501STRL
	6	3	6500	8 1/2	2 1/2	45	94VF06509STRL
	8	3	6000	10 1/2	2 1/2	44	94VF08501STRL
	8	4	8350	10 1/2	2 1/2	47	94VF08701STRL
	8	4	10000	10 1/2	2 1/2	47	94VF08709STRL
	10	4	8350	12 1/2	2 1/2	73 1/2	94VF10701STRL
	10	4	10000	12 1/2	2 1/2	73 1/2	94VF10709STRL

Ductile Iron Crowned Tread (01 Roller Bearing)*

FR	Wheel Diameter (inches)	Tread Width (inches)	Capacity (lbs) (rated for manual operation)	Overall Height (inches)	Swivel Lead (inches)	Approx. Wt. (lbs)	Caster Number+
	6	2 1/2	3500	8 1/2	2 1/2	34	94FR06409STRL
	6	3	6000	8 1/2	2 1/2	35	94FR06509STRL
	8	3	6000	10 1/2	2 1/2	41	94FR08509STRL
	10	3	6000	12 1/2	2 1/2	46	94FR10509STRL

*Roller (01) and Precision Ball (28) bearings available. Change "09" to other bearing code. Roller example: 94FR08501STRL.

Ductile Iron Flat Tread (09 Tapered Roller Bearing)*

FM	Wheel Diameter (inches)	Tread Width (inches)	Capacity (lbs) (rated for manual operation)	Overall Height (inches)	Swivel Lead (inches)	Approx. Wt. (lbs)	Caster Number+
	6	2 1/2	3500	8 1/2	2 1/2	34	94FM06409STRL
	6	3	6000	8 1/2	2 1/2	35	94FM06509STRL
	8	3	6000	10 1/2	2 1/2	41	94FM08509STRL
	10	3	6000	12 1/2	2 1/2	46	94FM10509STRL
	12	3 1/2	6000	15 1/2	2 1/2	67 1/2	94FM12609STRL

*Roller (01) and Precision Ball (28) bearings available. Change "09" to other bearing code. Roller example: 94FM08501STRL.

Ductile Iron V-Groove Tread (09 Tapered Roller Bearing)

VM	Wheel Diameter (inches)	Tread Width (inches)	Capacity (lbs) (rated for manual operation)	Overall Height (inches)	Swivel Lead (inches)	Approx. Wt. (lbs)	Caster Number+
	6	2 1/2	3500	8 1/2	2 1/2	34	94VM06409STRL
	6	3	6000	8 1/2	2 1/2	35	94VM06509STRL
	8	3	6000	10 1/2	2 1/2	41	94VM08509STRL
	10	3	6000	12 1/2	2 1/2	46	94VM10509STRL

*Roller (01) and Precision Ball (28) bearings available. Change "09" to other bearing code. Roller example: 94VM08501STRL.

94TRL SERIES • CAPACITY TO 10000

HEAVY DUTY KINGPIN