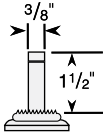


Stem Mountings

Wood Furniture

1 Series

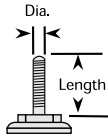
For use on wood furniture that can accept a 3/8" diameter hole approximately 1-5/8" deep. Stem size: 5/16" diameter x 1 1/2" long. Standard No. 20 pressed steel adapter (Part #50011) with toothed base is supplied.



Threaded Stem

1 Series

1 series up to 145 lbs and 2 Series models feature a hex nut beneath the raceway making it fast and easy to install casters on a wide variety of equipment.



Standard Mounting (Up to 75lbs model):

3/8" diameter-16UNC x 1 1/4" long threaded 1 1/8".

MTG51: 3/8" diameter - 24NF x 1 1/16" long

To order optional mounting, add mounting code to Stem Caster Models number (Example: 1.01654.441 MTG51).

Standard Mounting (Up to 145lbs model):

3/8" diameter - 16UNC x 1 1/2" long threaded 1 3/8".

2 Series

Standard Mounting (no code necessary):

1/2" diameter - 13UNC X 1 1/2" long, threaded 1 3/8".

MTG10: 1/2" 13UNC x 3/4" long threaded

MTG11: 1/2" 13UNC x 1" long threaded

MTG12: 1/2" 20UNF x 3/4" long threaded

MTG13: 5/8" 11UNC x 1 3/4" long threaded

MTG14: 5/8" 18UNF x 1 3/4" long threaded

MTG15: 3/4" 10UNC x 1 3/4" long threaded

MTG50: 1/2" 20UNF x 1 1/2" long threaded

To order optional mounting, add mounting code to Stem Caster Models number (Example: 2.02254.441 MTG10).

Pipe Thread

2 Series

Fits Standard 3/4" pipe coupling. The pipe thread stem screws directly into a standard pipe coupling for a rigid and permanent fit with full swivel action. The 7/16" hex nut beneath the lower raceway makes it fast and easy to install these casters on a wide variety of equipment.



Stem Size: approximately 1 1/16".

Modular Stem

2 Series

Colson modular stem casters feature a 1/2" hollow rivet which will accept a wide variety of mounting stems (even a standard 1/2" bolt will work).

You can supply the mounting fasteners or stems - we supply the casters.



Expanding Adapter

1 Series & 2 Series

Turning of octagon on upper raceway expands rubber adapter inside of round or square tubing for a tight, permanent fit.



Inside Diameter of Tube	Mounting Code Numbers	
	Round Tubing	Square Tubing
3/4" - 13/16"	MTG40	-
7/8" - 15/16"	MTG41	MTG51
1" - 1 1/16"	MTG42	MTG52
1 1/8" - 1 3/16"	MTG43	MTG53
1 1/4" - 1 5/16"	MTG44	MTG54
1 3/8" - 1 7/16"	MTG45	MTG55
1 1/2" - 1 9/16"	MTG46	-
1 5/8" - 1 11/16"	MTG47	-

Same stem specification for 1 and 2 series. To order add the mounting code to Stem Caster Models number (Example: 1.03367.91 MTG40).

Note: To order Expanding Adapter Stem Kit only, add mounting code after 05502.40 (Example: 05502.40 MTG40).

Stems are 2 11/16" long. Stem size less adapter: 1/2" - 13UNC x 2 11/16"

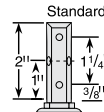
Square Stems or (Octagon)

1 Series

Stems may be bolted or riveted against any flat vertical surface.

Standard Mounting (no code necessary):

2" long x 3/4" square with 3 mounting holes 17/64" diameter.



MTG1: Optional Square Stem:

2" long x 7/8" square with 1 mounting hole 17/64" diameter.



To order optional mounting, add mounting code to Stem Caster Models number (Example: 1.03370.91 MTG1).

2 Series

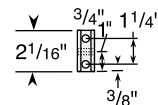
Standard Mounting (no code necessary):

2 1/16" long x 3/4" square with 3 mounting holes 17/64" diameter.

MTG1: Square Stem 2 1/16" long x 7/8" square with 1 mounting hole 17/64" diameter.



MTG3: Octagon Stem 2 1/16" long x 3/4" octagon with 3 mounting holes 17/64" diameter.



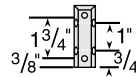
To order optional mounting, add mounting code to Swivel Stem Caster Models number (Example: 2.02270.441 MTG1).

3 Series

Square Stems

Standard Mounting (no code necessary):

Four 17/64" diameter holes are drilled in square stem, two per side. 2 1/2" long x 7/8" square.



Round Stems

MTG7: 2 1/2" long x 3/4" diameter

MTG9: 2 1/2" long x 7/8" diameter

MTG11: 2 1/2" long x 1" diameter

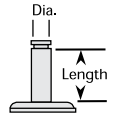
To order with optional round stem, add mounting code to Stem Caster Model number (Example: 3.00314.449 MTG7).



Grip Ring

1 Series

Spring grip on top of stem holds caster firmly in place.



Standard Mounting (Up to 75lbs model):

7/16" x 1 29/32" long with grip ring.

MTG1: 3/8" x 1 9/16" long

MTG2: 7/16" x 1 9/16" long

MTG50: 7/16" x 1" long

MTG51: 7/16" x 1 29/32" long less grip ring

MTG57: 1/4" x 4 1/2" (ladder caster stem)

Standard 1/2" Mounting (Up to 145lbs model):

7/16" x 1 29/32" long with grip ring, no plastic adapter.

MTG2: 7/16" x 1 1/2" long

MTG51: 7/16" x 1 29/32" long less grip ring

To order optional mounting, add mounting code to Stem Caster Models number (Example: 1.03367.91 MTG51).

Plastic Adapter

Available on 1 Series Up to 145lbs models only. Snaps easily in place to reduce distortion and damage to furniture and equipment tubing.



Plastic adapters are non-conductive. To order, add plastic adapter mounting code from below to Stem Caster Model Number (Example 1.03351.91 MTG53).

MTG53: (No. 50810): Fits 7/8" x 18 ga. wall round tubing or any I.D. from 3/4" to 51/64".

MTG55: (No. 50865): Fits 1" x 14 ga. wall round tubing or any I.D. from 53/64" to 55/64".

MTG56: (No. 50916): Fits 1" x 16 ga. wall round tubing or any I.D. from 57/64" to 29/32".

2 Series

Standard Mounting (no code necessary):

2- 3/16" long with 5/8" dia.

MTG2: 1 1/2" long x 7/16" dia. (.437)

MTG5: 2 3/16" long x 3/4" dia. (.75)

MTG6: 2 3/16" long x 13/16" dia. (.812)

MTG7: 2 3/16" long x 27/32" dia. (.845)

MTG8: 2 3/16" long x 7/8" dia. (.875)

MTG9: 2 3/16" long x 1" dia. (1.00)

To order optional mounting, add mounting code to Stem Caster Models number (Example: 2.02251.441 MTG2).

Parts & Accessories