

PRIMACY COVER PRECISION (PP)

FREE SWIVEL •
TOTAL LOCK •
TOTAL/DIRECTION
LOCK COMBO

NEW



- ### APPLICATIONS
- Hospital Beds
 - Stretchers
 - Ultrasonic Equipment
 - Care Beds
 - Intensive Care Beds

- ### FEATURES
- Improved braking system in swivel and wheel
 - Precision bearings in wheels AND raceway
 - TPR cover in one-piece design
 - Caster meets ISO Standard 22882: 2004 Caster & Wheels - Requirements for Casters for Hospital Beds.
 - Very Positive swivel lock that operates independently of the wheel brake, reducing wear and tendency to ratchet
 - Wheel brake can be applied dynamically without damage to mechanism.
 - Factory-set mechanism, maintenance-free for the life of the caster;
 - Stem with M8 fixing holes to suit all bed layouts and reduce stock holding.

Antistatic option available. Consult Factory.

CENTRAL LOCKING TOTAL LOCK MODELS

Wheel Diameter mm (in)	Tread Width mm (in)	Wheel Description	Capacity (Lbs)	Load Height mm (in)	Swivel Radius mm (in)	Wheel Bearing	Model Number
100 (4)	30 (1-1/4)	Thermoplastic Rubber	220	139 (5-15/32)	92 (3-5/16)	Precision Ball	PP-04TPP-125-TL-CL__
100 (4)	30 (1-1/4)	Polyurethane TPU	220	139 (5-15/32)	92 (3-5/16)	Precision Ball	PP-04PYP-125-TL-CL__
125 (5)	32 (1-1/4)	Thermoplastic Rubber	220	164 (6-7/16)	107 (4-3/16)	Precision Ball	PP-05TPP-125-TL-CL__
125 (5)	32 (1-1/4)	Polyurethane TPU	220	164 (6-7/16)	107 (4-3/16)	Precision Ball	PP-05PYP-125-TL-CL__
150 (6)	32 (1-1/4)	Thermoplastic Rubber	264	191 (7-1/2)	126 (4-15/16)	Precision Ball	PP-06TPP-125-TL-CL__
150 (6)	32 (1-1/4)	Polyurethane TPU	264	191 (7-1/2)	126 (4-15/16)	Precision Ball	PP-06PYP-125-TL-CL__
200 (8)	32 (1-1/4)	Thermoplastic Rubber	264	243 (9-9/16)	161 (6-5/16)	Precision Ball	PP-08TPP-125-TL-CL__
200 (8)	32 (1-1/4)	Polyurethane TPU	264	243 (9-9/16)	161 (6-5/16)	Precision Ball	PP-08PYP-125-TL-CL__

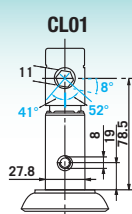
CENTRAL LOCKING DIRECTIONAL AND TOTAL LOCK COMBO

100 (4)	30 (1-1/4)	Thermoplastic Rubber	220	139 (5-15/32)	92 (3-5/16)	Precision Ball	PP-04TPP-125-DT-CL__
100 (4)	30 (1-1/4)	Polyurethane TPU	220	139 (5-15/32)	92 (3-5/16)	Precision Ball	PP-04PYP-125-DT-CL__
125 (5)	32 (1-1/4)	Thermoplastic Rubber	220	164 (6-7/16)	107 (4-3/16)	Precision Ball	PP-05TPP-125-DT-CL__
125 (5)	32 (1-1/4)	Polyurethane TPU	220	164 (6-7/16)	107 (4-3/16)	Precision Ball	PP-05PYP-125-DT-CL__
150 (6)	32 (1-1/4)	Thermoplastic Rubber	264	191 (7-1/2)	126 (4-15/16)	Precision Ball	PP-06TPP-125-DT-CL__
150 (6)	32 (1-1/4)	Polyurethane TPU	264	191 (7-1/2)	126 (4-15/16)	Precision Ball	PP-06PYP-125-DT-CL__
200 (8)	32 (1-1/4)	Thermoplastic Rubber	264	243 (9-9/16)	161 (6-5/16)	Precision Ball	PP-08TPP-125-DT-CL__
200 (8)	32 (1-1/4)	Polyurethane TPU	264	243 (9-9/16)	161 (6-5/16)	Precision Ball	PP-08PYP-125-DT-CL__

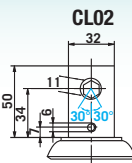
CENTRAL LOCKING FREE SWIVEL MODELS

100 (4)	30 (1-1/4)	Thermoplastic Rubber	220	139 (5-15/32)	92 (3-5/16)	Precision Ball	PP-04TPP-125-SW-RS__
100 (4)	30 (1-1/4)	Polyurethane TPU	220	139 (5-15/32)	92 (3-5/16)	Precision Ball	PP-04PYP-125-SW-RS__
125 (5)	32 (1-1/4)	Thermoplastic Rubber	220	164 (6-7/16)	107 (4-3/16)	Precision Ball	PP-05TPP-125-SW-RS__
125 (5)	32 (1-1/4)	Polyurethane TPU	220	164 (6-7/16)	107 (4-3/16)	Precision Ball	PP-05PYP-125-SW-RS__
150 (6)	32 (1-1/4)	Thermoplastic Rubber	264	191 (7-1/2)	126 (4-15/16)	Precision Ball	PP-06TPP-125-SW-RS__
150 (6)	32 (1-1/4)	Polyurethane TPU	264	191 (7-1/2)	126 (4-15/16)	Precision Ball	PP-06PYP-125-SW-RS__
200 (8)	32 (1-1/4)	Thermoplastic Rubber	264	243 (9-9/16)	161 (6-5/16)	Precision Ball	PP-08TPP-125-SW-RS__
200 (8)	32 (1-1/4)	Polyurethane TPU	264	243 (9-9/16)	161 (6-5/16)	Precision Ball	PP-08PYP-125-SW-RS__

Locking Models

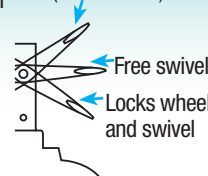


- Stem diameter 27.8mm
- Two locking hole options
- Locking hole in line or across direction of travel
- Four fixing holes
- Snap-on adapter sleeves options for different tube dimensions
- Standard cam (41°/52°)



- Stem diameter 32mm
- Two locking hole options available
- Locking hole in line or across direction of travel
- Four fixing holes
- Standard cam 30°

Steering
(locks swivel)



Free Swivel Models



RS03
27.8mm x 45mm
for tubular frame
with 28mm ID



RS05
32mm x 45mm
For tubular frame
with 32mm ID