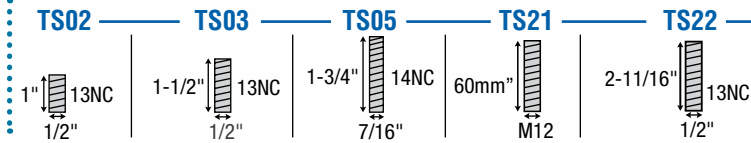


Wheel Diameter (Inches)	Tread Width (Inches)	Mounting Height (Inches)	Swivel Radius (Inches)	Tread Type	Wheel Bearing	Dynamic Load (Pounds)	Swivel Base Model Number (Add fastening code)	Total Lock Model Number (Add fastening code)	Fastening Selection*	
3"	1-1/4"	Stem: 4-7/32"	2-13/16"	QuikStart TPR	Precision Ball	200	NG-03QDP-125-SW-___	NG-03QDP-125-TL-___	<b>Threaded:</b> <b>TS02, TS03, TS05, TS21, TS22</b>  <b>Hollow Kingpin:</b> <b>HKU1</b> (Unassembled), <b>HK01</b> (Assembled)  <b>Grip Ring:</b> <b>GR01, GR02, GR04, GR05, GR07, GR09, GR10</b>  <b>Plate:</b> <b>TP01</b>	
		Plate: 4-1/4"		Brake: 3-3/4"	QuikStart TPR	Plain	200	NG-03QDO-125-SW-___		NG-03QDO-125-TL-___
		Anti-Microbial TPR		Precision Ball	200	NG-03AMP-125-SW-___	NG-03AMP-125-TL-___			
4"	1-1/4"	Stem: 5-13/32"	3-7/16"	QuikStart TPR	Precision Ball	275	NG-04QDP-125-SW-___	NG-04QDP-125-TL-___		
		Plate: 5-3/4"		Brake: 4-7/16"	Anti-Microbial TPR	Precision Ball	275	NG-04AMP-125-SW-___		NG-04AMP-125-TL-___
5"	1-1/4"	Stem: 6-1/2"	4"	Santoprene	Precision Ball	260	NG-05RPP-125-SW-___	NG-05RPP-125-TL-___		
		Plate: 6-7/8"		Brake: 4-7/16"	QuikStart TPR	Precision Ball	300	NG-05QDP-125-SW-___		NG-05QDP-125-TL-___
		Anti-Microbial TPR		Precision Ball	300	NG-05AMP-125-SW-___	NG-05AMP-125-TL-___			
6"	1-1/4"	Stem: 7-1/2"	All: 4-9/16"	QuikStart TPR	Precision Ball	300	NG-06QDP-125-SW-___	NG-06QDP-125-TL-___		
		Plate: 7-11/16"		QuikStart TPR	Plain	300	NG-06QDO-125-SW-___	NG-06QDO-125-TL-___		
		Anti-Microbial TPR		Precision Ball	300	NG-06AMP-125-SW-___	NG-06AMP-125-TL-___			

\*To order, include blue fastener code in **Base Model Number**. Example: NG-03QDP-125-SW-**TS02**

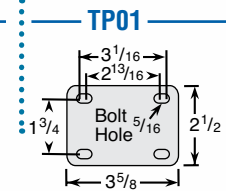
**Threaded**



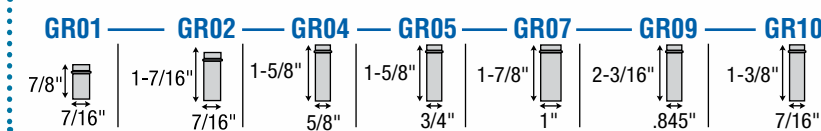
**Hollow Kingpin**



**Top Plate**



**Grip Ring**



**Rigid model** available for 3", 5" and 6" diameter wheels. Change SW to **RG**. Example: NG-03QDP-125-**RG**-TS02



**Rigid brake model** available on 5" models. Change TL to **RB**. Example: NG-03QDP-125-**RB**-TS02

Optional round, square and expanding adapter stems along with many **other fastening** selections are available. Consult factory.

**Total Lock** brakes lock wheel and swivel (see chart)



**Direction lock** brakes lock swivel only for easier steering. Change TL to **DL** in chart above. Example: NG-05QDP-125-**DL**-TP01

